

Features

Heavy Duty Multi-Purpose Series:

- Provides extended life in applications where variety and combination of general cycling, standby, and wider temperature fluctuation environments.
- 5 year service life in standby applications at 25° C temperatures.
- Cycles over 300 times at 60% depth of discharge yet will perform equally well in standby and other applications where both conditions are required.
- Valve Regulated Lead Acid (VRLA), Absorbent Glass Mat (AGM) Technology – Safe operation in any position
- Lead-calcium alloy grids and the use of high purity virgin lead
- Externally sealed Flame retardant ABS case and cover to UL94-HB specifications
- UL recognized (UR) as a component in UL approved equipment installations under File number MH46202
- Classified as non-spillable status for transportation making it non-hazardous for normal transportation processes. Approved for transport by air. Fulfills US D.O.T., I.A.T.A., F.A.A., C.A.B. handling and shipping requirements
- For more details on special design and construction details see Features and Benefits publication on www.oraclebattery.com

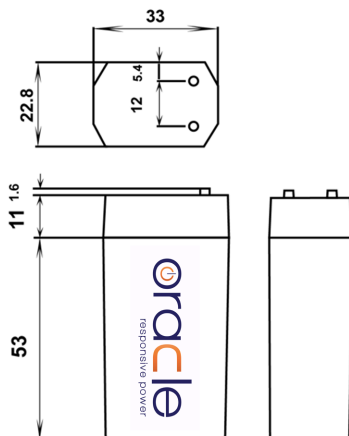


Specification

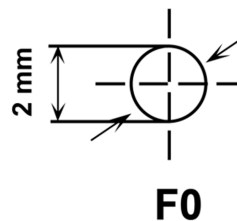
Cell per unit	2	Ambient Temperature
Nominal Voltage (V)	4	Charge 0°C (32°F) to 40°C (104°F)
Nominal Capacity (Ah)	1.2Ah @ 20 hour rate to 1.75vpc	Discharge -15°C (5°F) to 50°C (122°F)
Weight	Approx 0.13kg (0.29lbs.)	Storage -15°C (5°F) to 40°C (104°F)
Internal Resistance (1KHz)	60mΩ	Max Charge Current
Max Discharge Current (5s)	18A	Max charge current 0.36A
Battery Life	Stand by : 3~5 years	Cycle use: Charge voltage: 4.8 to 5.0V
Terminal Type	F0	Stand by: Charge voltage: 4.50 to 4.60V
Container Material	ABS 94-HB flame retardant case (94V-0 Optional)	



Dimensions



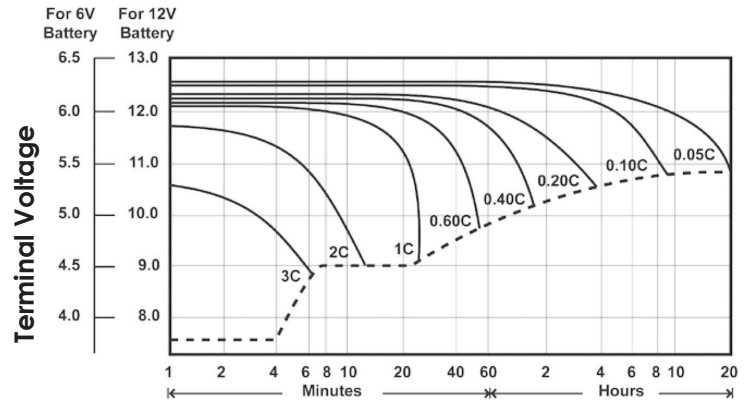
	Length	Width	Height	Total Height
Unit mm	33±1	22.5±1	64±1	66.5±1
Unit inch	1.3±0.04	.89±0.04	2.52±0.04	2.62±0.04



Terminal Voltage



Discharge Times



Time to Ending Voltage

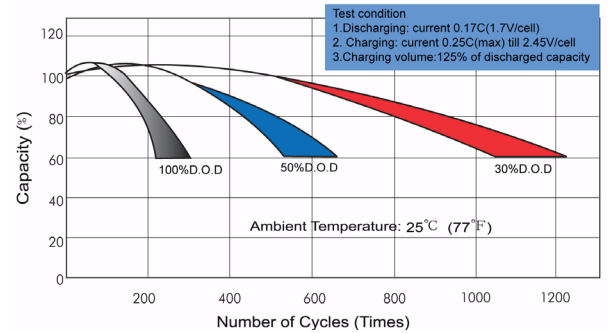
Charge Voltages

Temperature Compensated Charging	Average Temperature	Cycle Charging Volts Per Cell	Float Charging Volts Per Cell
	-40°C (-40°F)	2.85-2.95	2.38-2.43
	-20°C (-4°F)	2.67-2.77	2.34-2.39
	-10°C (14°F)	2.61-2.71	2.32-2.37
	0°C (32°F)	2.55-2.65	2.30-2.35
	10°C (50°F)	2.49-2.59	2.28-2.33
	20°C (68°F)	2.43-2.53	2.26-2.31
	25°C (77°F)	2.40-2.50	2.25-2.30
	30°C (86°F)	2.37-2.47	2.24-2.29
	40°C (104°F)	2.31-2.41	2.22-2.27
50°C (122°F)	2.25-2.35	2.20-2.25	

Temperature Storage

Average Storage Temperature	Recharging Interval
68°F	Every 9 months
77°F	Every 6 months
95°F	Every 3 months

Cycle Life



Constant Current Discharge Characteristics (25°C 77°F)

F.V/Time	5MIN	15MIN	30MIN	60MIN	2HR	3HR	5HR	8HR	10HR	20HR
1.60V	4.63	2.33	1.38	0.754	0.438	0.338	0.222	0.145	0.121	0.063
1.67V	4.20	2.18	1.31	0.746	0.420	0.328	0.215	0.144	0.119	0.062
1.70V	3.81	2.05	1.24	0.729	0.414	0.315	0.209	0.142	0.115	0.062
1.75V	3.46	1.92	1.19	0.707	0.404	0.306	0.204	0.140	0.112	0.061
1.80V	3.07	1.76	1.15	0.676	0.390	0.300	0.199	0.137	0.108	0.060